

# Posture Scoring

Simplify SaaS security with clear metrics and actionable insights

## The Challenge

Managing SaaS security across diverse applications is challenging. With varying ownership, security SLAs, and priorities, aligning teams and driving effective collaboration can feel overwhelming. Application owners often deprioritize security, making it difficult to incentivize improvements and streamline remediation efforts.

## The Solution

AppOmni's Posture Scoring improves SaaS security management by providing a comprehensive risk-weighted posture score for each monitored SaaS service. This metric helps assess overall security posture, benchmark performance, and identify key areas for improvement. By factoring in the criticality of findings, Posture Scoring ensures an accurate reflection of risk, empowering teams to focus their efforts on the most impactful issues.

With Posture Scoring, users gain access to clear, proactive AppOmni expert opinions that streamline remediation efforts and strengthen SaaS security practices. The integration of actionable insights through the API and dashboard provides a seamless experience for addressing critical risks and improving overall posture. Additionally, AppOmni's Monitored Services Overview Dashboard offers interactive out-of-the-box visualizations and drilldowns to evaluate and manage SSPM across services. This helps organizations understand what alerts to prioritize and identify security posture strengths.

By combining comprehensive assessments, strategic reporting, and performance benchmarking, Posture Scoring not only simplifies security evaluations but also validates progress to leadership, helping organizations achieve long-term success in their security strategies.

### BENEFITS

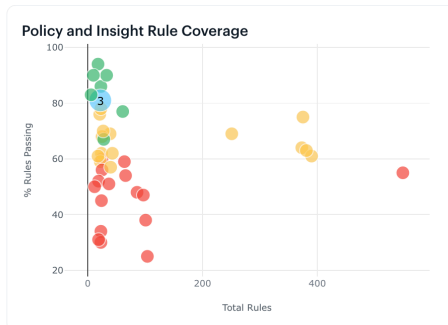
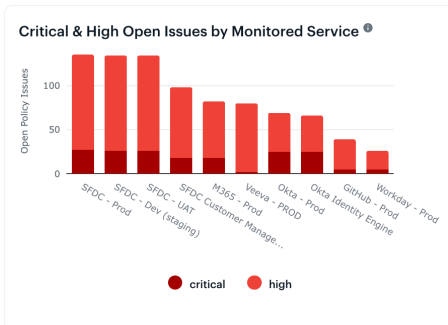
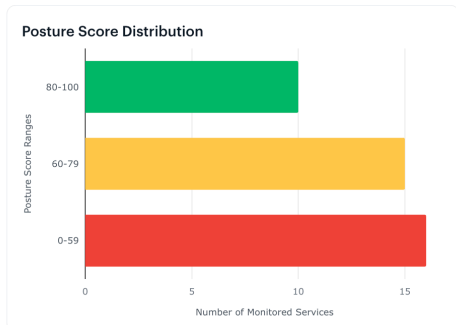
- Comprehensive security assessment
- Score criticality of findings
- Enhance visibility and SSPM practices
- Leverage actionable recommendations
- Proactive risk management

### FEATURES

- Comprehensive risk-weighted score
- Leaderboard visualizations
- Posture score via the monitored service detail API
- Interactive charts feature zoom and drill-down capabilities
- Export capabilities

## Monitored Service Overview

Posture Score scans occur once per day for each Monitored Service.



### 5 Lowest Posture Scores

Monitored Service	Posture Score
SFMC 09/2024 Salesforce Marketing Cloud	0 / 100
Okta - Prod Okta	28 / 100
CrowdStrike - Prod CrowdStrike	33 / 100
Veeva - PROD Veeva	35 / 100
CrowdStrike - UAT CrowdStrike	38 / 100

[View All](#)

### 5 Highest Posture Scores

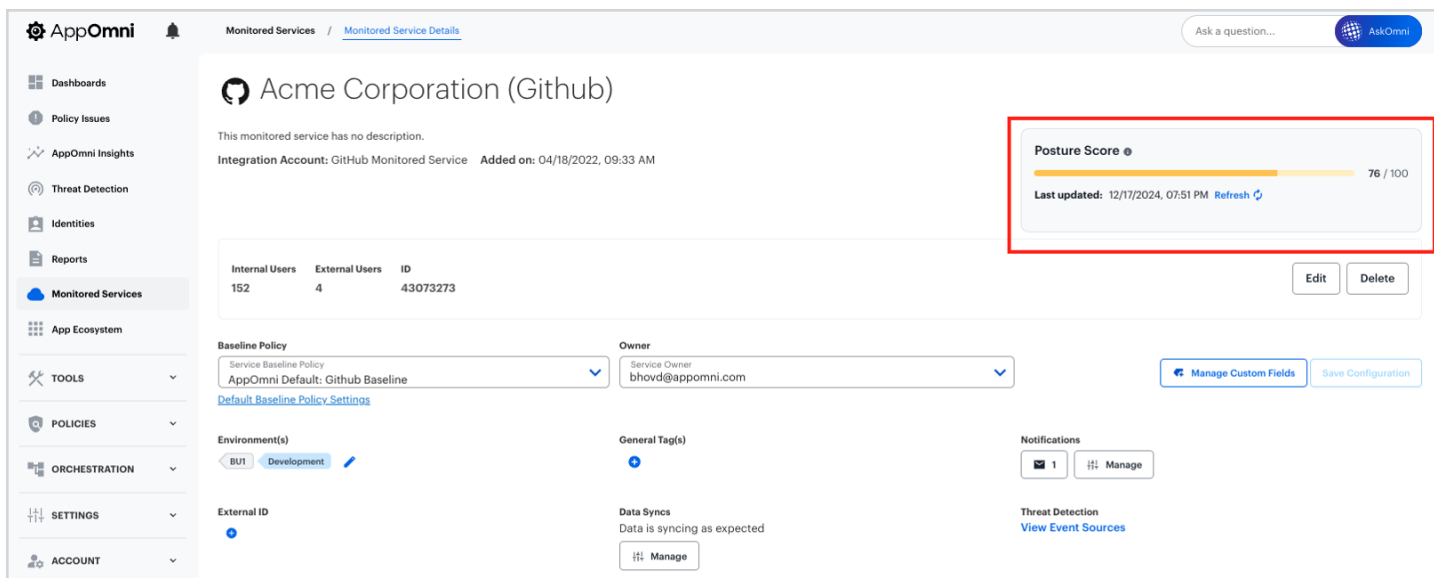
Monitored Service	Posture Score
Box - Prod Box	100 / 100
CheckMarx - Prod (custom app) CheckMarx	94 / 100
GitLab - Prod GitLab	91 / 100
Miro - Prod (custom app) Miro	89 / 100
Lucid - Prod Lucid	88 / 100

[View All](#)

Use the Posture Score Distribution chart to determine which Monitored Service is in the "red" or "needs improvement" category

Status	Service & Type	Posture Score	Open Issues	Users	SaaS-To-SaaS Apps	Actions
---	Acme Corporation (Github) BU1, <a href="#">+1 more</a>	76 / 100	2	156	14	<a href="#">[i]</a>
⚠	iManage Production	51 / 100	60	6	4	<a href="#">[i]</a>
---	Lucid Production	34 / 100	38	150	0	<a href="#">[i]</a>
⚠	Acme Corporation (M365) BU1, <a href="#">+2 more</a>	81 / 100	92	6	345	<a href="#">[i]</a>
⚠	Acme Corporation (Okta) Production	90 / 100	0	1	1	<a href="#">[i]</a>
---	CustomSaaS App #1	100 / 100	0	0	0	<a href="#">[i]</a>
---	Decision Focus - Prod Production	56 / 100	3	5	0	<a href="#">[i]</a>
---	SAP SuccessFactors Production	53 / 100	2	1.3K	48	<a href="#">[i]</a>
---	Acme Corporation (SFDC) BU2, <a href="#">+2 more</a>	50 / 100	940	9	2	<a href="#">[i]</a>
⚠	dev222756 BU1, <a href="#">+1 more</a>	64 / 100	94	630	14	<a href="#">[i]</a>
⚠	Acme Corporation (Tableau Online) BU2, <a href="#">+1 more</a>	87 / 100	0	1	0	<a href="#">[i]</a>
⚠	name Gathering service details...	Gathering service details...	Gathering service details...	Gathering service details...	Gathering service details...	<a href="#">[i]</a>
---	WebEx - Y2tzY29z Production	30 / 100	5	5	4	<a href="#">[i]</a>

Each Monitored Service has a 0-100 risk-weight score that indicates the status of your SSPM



Posture Score is available in the Monitored Service detail page

Feature	Description	In Action
Risk-weighted score	Provides a 0-100 risk-weighted score to assess SaaS security posture and prioritize critical issues.	An international company discovered its Workday application had a Posture Score of 34, indicating it needs to resolve Issues and Insights to improve its SSPM.
Leaderboard visualizations	Highlight app teams excelling in SSPM and those needing additional guidance.	A media company shares a leaderboard with its Microsoft 365 team to give a status update and to look to improve its posture score for the application.
Interactive charts	Visualize and prioritize SSPM to help teams identify and resolve high-impact security gaps.	A financial institution uses the Policy and Insight Rule Coverage chart to see that 75% of its Issues and Insights are failing in the company's production Salesforce tenant.
Create and share reports	Easily create and share reports by downloading individual visualizations or access posture scores via our API.	Every quarter, a Salesforce admin at a university generates a quarterly report that shows the posture score across all Salesforce instances.

Learn more about SaaS Security Posture Management at [appomni.com](https://appomni.com)

### About AppOmni

AppOmni, the leader in SaaS Security, helps customers achieve secure productivity with their applications. Security teams and owners can quickly detect and mitigate threats using unmatched depth of protection, continuous monitoring, and comprehensive visibility. Trusted by 5 of the Fortune 10, AppOmni specializes in securing diverse SaaS environments. © 2025 All Rights Reserved

For more information, please visit [appomni.com](https://appomni.com)